

DS-PA502-128 AX HYBRID PRO^{G2} Control Panel Unit



- 128 zones and 128 outputs
- 64 areas
- 1 installer, 1 admin, 128 operators
- Dual bus, up to 64 bus devices per bus
- Dual-path notification to ARC, support ARC redundancy
- Support LAN, Wi-Fi, support optional PSTN/GPRS/4G Communicator
- Support 16-ch onboard IPC video verification cache
- Support ISUP, OTAP protocols
- EN50131 Grade 2

▪ Specification

Inputs(Zones)	
Max. Zones	128
On-board zones	8
Bus PIR-cameras	48
Outputs	
Max. outputs	128
On-board PGM outputs	2
On-board relay outputs	2
Auxiliary Power Output	1
On-board sounder output	1
Areas	
Area	64
Peripherals	
Keypads	32
8-zone expanders	16
8-relay expanders	32
Wireless receivers	12
Power supply units	15
Video verification	
Network camera channels	32
Video verification network camera channels	Up to 16 (720p) Up to 8 (1080p)
Video verification clip duration	7 seconds
Pre-record	2 or 5 seconds
Programming	
Automation scenarios	256
Event logs	
Event log records	4950 including 1000 mandatory in flash memory
Users	
Admin	1
Installer	1
Max. operators	128
User (Cloud)	64
Authorization devices	
Keyfobs	64
Tags	252
Bus interconnection	
Bus ports	2
Bus technology	Half-Duplex RS-485
Bus wiring	4-Core Alarm Cable (at least 2 × 0.5 mm ² + 2 × 0.22 mm ²)
Bus topologies	Daisy Chain, Cascade, Star, Ring
Range per Bus	Up to 500m (Up to 7.5km with bus-extenders, Up to 4km in loop mode, Up to 1km in compatible mode)
Bus-extenders per Bus	Up to 15 pcs, 500m in between
Devices per Bus	64 (32 in compatible mode)

Communication interfaces	
LAN/Ethernet	10/100 Mbps self-adaptive
Wi-Fi	802.11b/g/n (2.4GHz)
GPRS	Compatible with DS-PC501G(Optional)
4G/LTE	Compatible with DS-PC502S(Optional)
PSTN	Compatible with DS-PM2-P(Optional)
ARC connectivity	
ARCs	4
Signaling protocols	ISUP, Contact ID(PSTN), SIA DC-09, CSV-IP, OTAP
Ack. operation	Pass-through
ATS Categories	SP3, DP2 (with optional GPRS/4G communicator)
3rd party communicator	Compatible with FSK, RDC, IDS modules
Power supply - general	
PS type	Type A
Quiescent current	130 mA @15VDC (when on battery)
Power supply - primary power supply	
Mains Input	100-240VAC 50/60Hz, 0.3A
Power supply capacity	15.3 VDC 2.5 A (0.5 A dedicated to battery)
Power supply - auxiliary power supply	
Battery pack	1 × rechargeable sealed lead-acid (SLA) battery (not included by default)
Battery capacity	12VDC, up to 7Ah (≥ 5600 mAh in charged state)
Recommended battery	OUTDO OT7-12 (7Ah), Yuasa NP7-12FR (7Ah)
Battery stand-by	Up to 12 hrs
Recharge period	24 hrs to 80% (5600 mAh)
Floating voltage	13.8VDC
Low energy voltage	11.60±0.5 V (Restore when rise above 11.74±0.5 V)
Cut-off voltage	11.0 VDC for deep-discharge protection
Power supply - auxiliary power output	
Output capacity	Nominal 14.5VDC 1.5A, range 10.7-15 VDC with up to 120 mV ripple (Vpp)
Output protection	1.7 A resettable eFuse
Power supply - Bus power output	
Output capacity	Nominal 14.5VDC, range 10.7-15 VDC with up to 120 mV ripple (Vpp), max. 20W (shared AUX power output)
Output protection	(Shared AUX power output)
Power supply - sounder power output	
Output capacity	Nominal 14.5VDC 1.0A, range 10.7-15 VDC with up to 120 mV ripple (Vpp)
Output protection	1.3 A resettable eFuse
PGM output	
Output voltage	0 VDC with switched (NPN output)
Max. current	200 mA per output
Relay output	
Relay output	3A 30VDC, 1A 250VAC
Environmental	
Operating temperature	-10°C to 50°C (14°F to 122°F), indoor use only
Storage temperature	-20°C to 60°C (-4°F to 140°F)
Relative humidity	10% ~ 90% non-condensing

Physical	
Dimension (W × H × D)	231 × 133 × 44 mm
Weight	488 g
Compliance	
Electrical conformity	CE, CB
EN 50131	Security Grade 2, Environmental Class II

*Specifications are measured under laboratory conditions. Actual performance may vary depending on operating environment and application-specific factors.

*Star topology is supported only in compatible mode or via a bus hub. Connecting multiple branches to a single bus port may significantly reduce bus range.

*Quiescent current is specified in Wi-Fi standby mode, with Ethernet and all communicators disconnected.

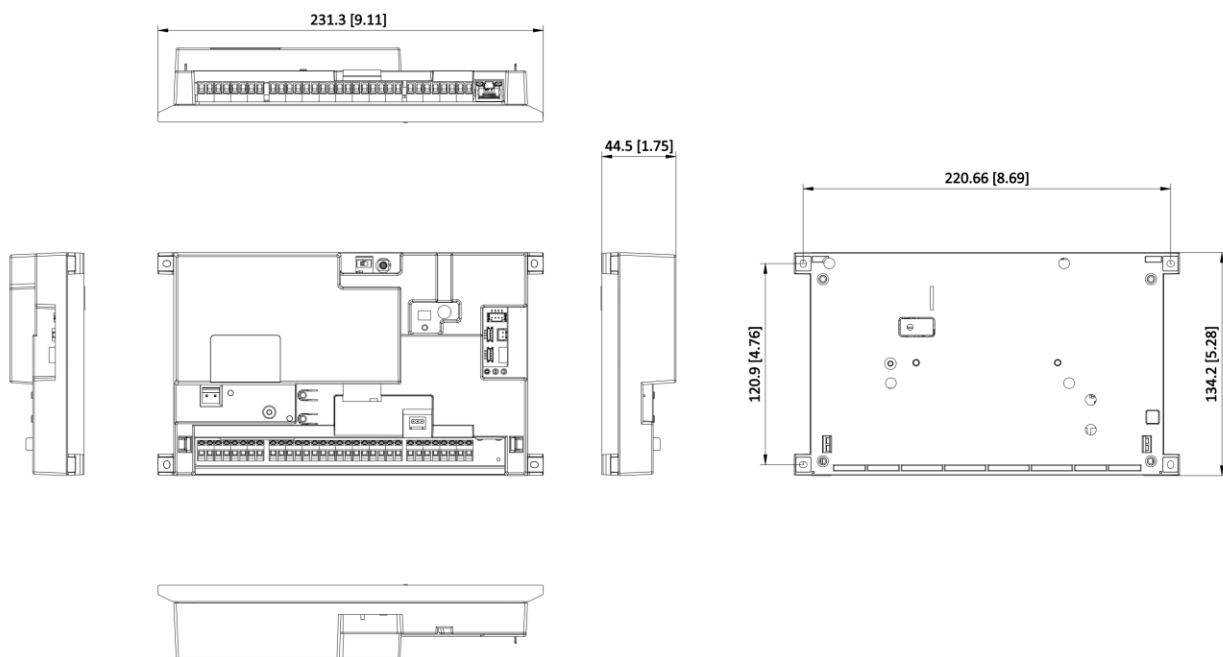
*Battery standby duration applies when all functions are operational and the load connected to the AUX-/AUX+ terminals does not exceed 336 mA.

ARC signalling complies with SIA IP Reporting (UDP/TCP-2013) as per ANSI/SIA DC-09-2013. The control panel supports ADM-CID and SIA-DCS protocols defined in SIA DC-07-2001.04. When transmission messages are AES-encrypted, a "" is prefixed to the protocol name (e.g., *ADM-CID, *SIA-DCS). Supported encryption levels include AES-128, AES-192, and AES-256.

▪ Available Model

DS-PA502-128

▪ Dimension










Unit: mm [inch]

SCALE	1:1
-------	-----

▪ **Accessory**

▪ **Optional**

DS-PC502S(EU)	DS-PC502S(AU)	DS-PC501G	DS-PM2-P	DS-PT061
				
DS-PZ501SHL-P		DS-PZ501SHL-M		
				

See Far, Go Further



www.hikvision.com
support@hikvision.com

